

Statement of Unaudited Financial Results for the Quarter and Nine Months Ended on 31st Dec. 2016

SR. NO.	PARTICULARS	(Rs. in Lakhs)					
		QUARTER ENDED			NINE MONTHS ENDED		YEAR ENDED
		3 months ended 31.12.2016 (Unaudited)	Preceding 3 months ended 30.09.2016 (Unaudited)	Corresponding 3 months ended in the previous year 31.12.2015 (Unaudited)	Year to date figures for current period ended 31.12.2016 (Unaudited)	Year to date figure for Previous period ended 31.12.2015 (Unaudited)	Previous year ended 31.03.2016 (Audited)
1	Income From Operations						
	(a) Net Sales/Income From Operations (Net of excise duty)	98.02	76.91	156.19	283.69	541.38	
	(b) Sale of Shares	3.19	32.65	24.25	44.47	33.86	
	(c) Other Operating Income	1.08	0.02	0.75	1.10	2.42	
	Total Income from operations (Net)	102.29	109.57	181.19	329.26	577.66	
2	Expenditure						
	(a) Cost of materials consumed	91.94	61.38	192.63	258.15	596.68	
	(b) Purchase of Products for resale	-	-	-	-	-	
	(c) Purchase of shares	9.36	2.15	3.77	12.47	36.06	
	(d) Changes in inventories of Stock in Trade, Work In Progress and Finished Goods	(17.24)	52.01	(69.75)	(18.91)	(279.53)	
	(e) Employee Benefits Expense	41.55	40.17	53.75	134.97	159.92	
	(f) Depreciation and Amortization Expense	10.62	17.74	13.10	40.45	38.15	
	(g) Other Expenditure	34.67	34.46	42.21	142.52	171.57	
	Total Expenditure	170.90	207.89	235.71	569.65	722.85	
3	Profit/(Loss) From operations before other income and finance costs (1-2)						
4	Other Income	(68.61)	(98.32)	(54.52)	(240.39)	(145.19)	
5	Profit/(Loss) from ordinary activities before finance costs (3+4)	57.29	72.05	37.50	167.32	300.47	
6	Finance Costs	(11.33)	(26.27)	(17.02)	(73.08)	155.28	
7	Profit/(Loss) from ordinary activities before tax (5-6)	0.95	3.60	2.11	6.34	7.55	
8	Tax Expenses / (Benefit)	(12.27)	(29.87)	(19.13)	(79.41)	147.73	
9	Net Profit/(Loss) from ordinary activities after tax (7-8)	(12.27)	(29.87)	(19.13)	(79.41)	147.73	
10	Paid-up equity share capital (face value of the share Rs.10 each.)	936.39	936.39	936.39	936.39	936.39	
11	Reserves excluding Revaluation Reserve as per Balance Sheet of previous accounting year					3,507.33	
12	Earnings Per Share - Basic and Diluted (not annualised)	(0.13)	(0.32)	(0.20)	(0.85)	1.58	
	See accompanying notes to financial results						

Notes:

- 1 The above results were recommended by the audit committee and taken on record by the Board of Directors of the Company at their meeting held on 10th Feb., 2017.
- 2 Segments have been identified in line with the Accounting Standard - 17 "Segment Reporting" specified under Section 133 of the Companies Act,2013 read with Rule 7 of the Companies (Accounts) Rules ,2014.
- 3 The figures of the current quarter ended 31st December,2016 are the balancing figures between Year to date figures for current period ended 31.12.2016 and published figures in respect of half year ended on 30th Sep., 2016.
- 4 Figures of previous periods/years' have been regrouped / rearranged, wherever considered necessary.

FOR TAINWALA CHEMICALS AND PLASTICS (INDIA) LTD.


 MR. RAKESH TAINWALA
 MANAGING DIRECTOR
 DIN: 00237671

Place : Mumbai
 Dated : 10th Feb., 2017

TAINWALA CHEMICALS AND PLASTICS (INDIA) LIMITED

Regd. Off.: Tainwala House, Road. No. 18, M.I.D.C., Marol, Andheri (E), Mumbai - 400 093

Unaudited Financial Results For The Quarter and Nine months Ended on 31st Dec 2016
Segment wise Revenue, Results , Assets and Liabilities

(Rs. in Lakhs)

SR. NO.	PARTICULARS	QUARTER ENDED			NINE MONTHS ENDED		YEAR ENDED
		3 months ended 31.12.2016	Preceding 3 months ended 30.09.2016	Corresponding 3 months ended in the previous year 31.12.2015	Year to date figures for current period ended 31.12.2016	Year to date figures for Previous period ended 31.12.2015	Previous year ended 31.03.2016
		(Unaudited)	(Unaudited)	(Unaudited)	(Unaudited)	(Unaudited)	(Audited)
1	Segment Revenue :						
	a Plastic sheets	98.02	76.91	156.19	283.69	541.38	904.67
	b Securities trading	4.27	32.67	25.00	45.57	36.28	48.17
	Net Sales / Income from Operations	102.29	109.58	181.19	329.26	577.66	952.84
2	Segment Results						
	a Plastic sheets	(70.56)	(94.79)	(81.92)	(244.88)	(159.65)	(300.97)
	b Securities trading	1.93	(3.77)	27.40	4.24	14.46	7.33
	Total	(68.63)	(98.56)	(54.52)	(240.64)	(145.19)	(293.64)
	Add/Less:						
	(a) Interest (expense) / income (Net)	35.32	34.07	32.49	100.01	110.84	145.63
	(b) Other Un-allocable (expense) / income (net)	21.01	34.63	2.90	61.21	182.08	533.95
	Profit / (loss) before tax	(12.30)	(29.86)	(19.13)	(79.42)	147.73	385.94
3	Segment Assets						
	a Plastic Sheets	829.05	790.00	704.43	829.05	704.43	967.11
	b Securities Trading	82.78	75.75	128.88	82.78	128.88	111.95
	c Unallocated	3,620.07	3,699.54	3,375.61	3,620.07	3,375.61	3,578.91
	Total	4,531.90	4,565.29	4,208.92	4,531.90	4,208.92	4,657.98
4	Segment Liabilities						
	a Plastic Sheets	129.48	150.12	360.45	129.48	360.45	175.02
	b Securities Trading	-	-	-	-	-	-
	c Unallocated	-	-	-	-	-	-
	Total	129.48	150.12	360.45	129.48	360.45	175.02

FOR TAINWALA CHEMICALS AND PLASTICS (INDIA) LTD.

MR. RAKESH TAINWALA
MANAGING DIRECTOR
DIN: 00237671

Place : Mumbai
Dated : 10th Feb., 2017

TAINWALA CHEMICALS AND PLASTICS (INDIA) LIMITED



Regd. Off.: Tainwala House, Road. No. 18, M.I.D.C., Marol, Andheri (E), Mumbai - 400 093

Statement of Assets and Liabilities as of 31st Dec 2016

(Rs. In Lakhs)

		As at (Current half year end)	As at (Previous year end)
		31-12-2016	31-03-2016
		(Unaudited)	(Audited)
A	EQUITY AND LIABILITIES		
1	Shareholders' funds		
	(a) Share capital	936.39	936.39
	(b) Reserves and surplus	3,427.91	3,507.33
	Sub-total - Shareholders' funds	4,364.30	4,443.71
2	Non-current liabilities		
	(a) Long Term Borrowings	38.12	36.39
	(b) Other Long Term Liabilities	3.40	3.40
	(c) Long Term Provisions	21.72	23.90
	Sub-total - Non-current liabilities	63.23	63.69
3	Current liabilities		
	(a) Short Term Borrowings	(13.52)	24.51
	(b) Trade Payables		
	Total outstanding dues to micro enterprises and small enterprises	-	-
	Total outstanding dues to creditors other than micro enterprises and small enterprises	64.30	40.99
	(c) Other Current Liabilities	46.52	78.87
	(d) Short-Term Provisions	7.07	6.20
	Sub-total - Current liabilities	104.36	150.57
	TOTAL - EQUITY AND LIABILITIES	4,531.90	4,657.98
B	ASSETS		
1	Non-current assets		
	(a) Fixed Assets (Net)		
	Tangible	327.63	329.20
	Intangible	0.92	0.54
	(b) Non-current Investments	2,423.07	2,105.41
	(c) Long Term Loans and Advances	1,124.80	919.83
	Sub-total - Non-current assets	3,876.42	3,354.99
2	Current assets		
	(a) Current Investments	0.09	402.24
	(b) Inventories	385.70	354.65
	(c) Trade Receivables	100.83	267.09
	(d) Cash and Bank Balances	33.65	47.22
	(e) Short-Term Loans and Advances	63.88	67.38
	(f) Other Current Assets	71.32	164.41
	Sub-total - Current assets	655.48	1,302.99
	Total -Assets	4,531.90	4,657.98

FOR TAINWALA CHEMICALS AND PLASTICS (INDIA) LTD.



MR. RAKESH TAINWALA
MANAGING DIRECTOR

DIN: 00237671

Place : Mumbai


Dated : 10th Feb., 2017

LIMITED REVIEW REPORT

To,
The Board of Directors,
Tainwala Chemicals and Plastics (India) Limited

1. We have reviewed the accompanying Statement of Unaudited Financial Results of Tainwala Chemicals and Plastics (India) Limited ("the company") for the quarter and nine months ended December 31, 2016 ("the Statement") attached herewith, being submitted by the Company pursuant to the requirement of Regulation 33 of the SEBI (Listing Obligations and Disclosure Requirements) Regulations, 2015. This Statement is the responsibility of the Company's Management and has been approved by the Board of Directors. Our responsibility is issue a report on the statement based on our review.
2. We conducted our Limited Review in accordance with the standard on Review Engagement SRE 2410 ' Review of Interim Financial Information Performed by Independent Auditors ' issued by the Institute of Chartered Accountants of India'. These standards require that we plan and perform the review to obtain moderate assurance as to whether the interim Financial Statements are free of material misstatements. A review is limited primarily to inquiries of company personnel and applying analytical and other review procedures. A review is substantially less in scope than an audit conducted in accordance with standards on auditing and consequently does not enable us to obtain assurance that we could become aware of all significant matters that might be identified in an audit. Accordingly, we do not express an audit opinion.
3. Based on our review conducted as above, nothing has come to our attention that causes us to believe that the accompanying Statement of Unaudited Financial Results prepared in accordance with recognition and measurement principles laid down in Accounting standard 25 " Interim Financial Reporting" specified under section 133 of Companies Act 2013, read with rules 7 of the Companies (Accounts) Rules 2014 and other recognized accounting practices and policies has not disclosed the information required to be disclosed in terms of Regulation 33 of the SEBI (Listing Agreement and Disclosure Requirements) Regulations, 2015, read with SEBI Circular No. CIR/CFD/FAC/62/2016 dated July 5, 2016 including the manner in which it is to be disclosed or that it contains any material misstatement.

For GMJ & Co
CHARTERED ACCOUNTANTS
FRN. No. 103429W


(CA S. MAHESHWARI)
PARTNER
M. No. 038755

PLACE : MUMBAI
DATE : 10th February, 2017

