

Unaudited Financial Results For The Quarter Ended on 30th June, 2015
Segment wise Revenue, Results and Capital employed

(₹ in Lakhs)

SR. NO.	PARTICULARS	3 months ended	Preceding 3 months	Corresponding 3	Previous year
		30.06.2015	ended 31.03.2015	months ended in the previous year 30.06.2014	ended 31.03.2015
		(Unaudited)	(Audited)	(Unaudited)	(Audited)
1	Segment Revenue :				
	a Plastic sheets	225.73	346.08	196.06	929.69
	b Securities trading	0.24	0.98	41.00	54.36
	Net Sales / Income from Operations	225.97	347.06	237.06	984.05
2	Segment Results				
	a Plastic sheets	(39.40)	(67.16)	(50.86)	(195.41)
	b Securities trading	(0.79)	9.40	44.37	18.57
	Total	(40.19)	(57.76)	(6.49)	(176.84)
	Add/Less:				
	(a) Interest (expense) / income (Net)	35.42	21.35	30.77	150.91
	(b) Other Un-allocable (expense) / income (net)	174.36	50.06	4.34	235.89
	Profit / (loss) before tax	169.59	13.65	28.62	209.96
3	Capital Employed (Segment Assets - Segment Liabilities)				
	a Plastic Sheets	751.81	579.90	559.06	579.90
	b Securities Trading	131.32	112.32	150.75	112.32
	c Unallocated	3,347.64	3,368.96	3,172.23	3,368.96
	Total	4,230.77	4,061.18	3,882.04	4,061.18

FOR TAINWALA CHEMICALS AND PLASTICS (INDIA) LTD.

MR. RAKESH TAINWALA
 MANAGING DIRECTOR



Place : Mumbai
 Dated : 27th July 2015



TAINWALA CHEMICALS AND PLASTICS (INDIA) LIMITED

Regd. Off.: Tainwala House, Road No.18, M.I.D.C., Marol, Andheri (E.), Mumbai-400 093

Tel No: 022-67166161 Email:-cs@tainwala.in www.tainwala.in CIN No:-L24100MH1985PLC037387

PART I					
Statement of Unaudited Financial Results for the Quarter Ended on 30th June, 2015					
(₹ in Lakhs)					
SR. NO.	PARTICULARS	3 months ended	Preceding 3	Corresponding 3	Previous year
		30.06.2015	months ended	months ended in	ended 31.03.2015
		(Unaudited)	(Audited)	(Unaudited)	(Audited)
1	Income From Operations				
	(a) Net Sales/Income From Operations (Net of excise duty)	225.73	346.09	196.06	927.92
	(b) Sale of Shares	-	-	40.77	52.33
	(c) Other Operating Income	0.24	0.97	0.23	3.80
	Total Income from operations (Net)	225.97	347.06	237.06	984.05
2	Expenditure				
	(a) Cost of materials consumed	242.74	189.98	105.58	618.19
	(b) Purchase of shares	20.03	-	31.96	32.64
	(c) Changes in inventories of Stock in Trade, Work In Progress and Finished Goods	(120.58)	133.08	2.32	124.75
	(d) Employee Benefits Expense	56.38	43.98	46.23	191.62
	(e) Depreciation and Amortization Expense	12.35	11.08	34.22	76.37
	(f) Other Expenditure	55.24	26.70	23.24	117.32
	Total Expenditure	266.16	404.82	243.55	1,160.89
3	Profit/(Loss) From operations before other income and finance costs (1-2)	(40.19)	(57.76)	(6.49)	(176.84)
4	Other Income	209.89	72.29	35.40	388.23
5	Profit/(Loss) from ordinary activities before finance costs (3+4)	169.70	14.53	28.91	211.39
6	Finance Costs	0.11	0.88	0.29	1.43
7	Profit/(Loss) from ordinary activities before tax (5-6)	169.59	13.65	28.62	209.96
8	Tax Expenses / (Benefit)	-	3.20	5.00	7.20
9	Net Profit/(Loss) from ordinary activities after tax (7-8)	169.59	10.45	23.62	202.76
10	Paid-up equity share capital (face value of the share Rs.10 each.)	936.39	936.39	936.39	936.39
11	Reserves excluding Revaluation Reserve as per Balance Sheet of previous accounting year				3,121.40
12	Earnings Per Share - Basic and Diluted (not annualised)	1.81	0.11	0.25	2.17

See accompanying notes to financial results

PART II					
Selected Information for the Quarter and Year Ended on 30TH JUNE,2015					
Sr. No.	Particulars	As at 30.06.2015	As at 31.03.2015	As at 30.06.2014	As at 31.03.2015
A	PARTICULARS OF SHAREHOLDING				
1	Public shareholding				
	- Number of shares	3,064,650	3,064,650	3,016,550	3,064,650
	- Percentage of shareholding	32.73%	32.73%	32.21%	32.73%
2	Promoter and promoter group shareholding				
	(a) Pledged / Encumbered				
	- Number of shares	-	-	-	-
	- Percentage of shares	-	-	-	-
	(as a % of total shareholding of promoter and promoter group)				
	-Percentage of shares	-	-	-	-
	(as a % of total share capital of the Company)				
	(b) Non-encumbered				
	- Number of shares	6,299,213	6,299,213	6,347,313	6,299,213
	-Percentage of shares	100.00%	100.00%	100.00%	100.00%
	(as a % of total shareholding of promoter and promoter group)				
	-Percentage of shares	67.27%	67.27%	67.79%	67.27%
	(as a % of total share capital of the Company)				

	Particulars	3 months ended 30/06/2015
B	INVESTORS COMPLAINTS	
	Pending at the beginning of the quarter	NIL
	Received during the quarter	NIL
	Disposed of during the quarter	NIL
	Remaining unresolved at the end of the quarter	NIL

Notes:

- The above results were recommended by the audit committee and taken on record by the Board of Directors of the Company at their meeting held on 27th July ,2015 and have been subjected to a Limited Review by the Statutory Auditors of the Company.
- Segments have been identified in line with the Accounting Standard - 17 "Segment Reporting" prescribed under Section 133 of the Companies Act,2013 read with rule 7 of the Companies (Accounts) Rule, 2014.
- The figures for the quarter ended 31st March 2015 are the balancing figures between the audited figures in respect of the full financial year and the published figures upto the third quarter of the financial year.
- Figures of previous periods/years' have been regrouped / rearranged, wherever considered necessary.

FOR TAINWALA CHEMICALS AND PLASTICS (INDIA) LTD.

MR. RAKESH TAINWALA
MANAGING DIRECTOR

Place : Mumbai
Dated : 27th July 2015

RUNGTA & ASSOCIATES

Chartered Accountants

504, 5TH FLOOR, RAINBOW CHAMBERS
S. V. ROAD, KANDIVLI (WEST)
MUMBAI - 400 067

TELEPHONE: - 2862 5153 / 5129
MOBILE NO.: - 98203 54138
E-MAIL:- PAWANKUMAR.RUNGTA@REDIFFMAIL.COM

LIMITED REVIEW REPORT


To,
The Board of Directors
TAINWALA CHEMICALS AND PLASTIC (INDIA) LIMITED

We have reviewed the accompanying statement of unaudited financial results of **TAINWALA CHEMICALS AND PLASTIC (INDIA) LIMITED** for the quarter ended 30th June, 2015, except for the disclosures regarding 'Public Shareholding' and 'Promoter and Promoter Group Shareholding' which have been traced from disclosures made by the management and have not been reviewed by us. This statement is the responsibility of the Company's management and has been approved by the board of directors. Our responsibility is to issue a report on these financial statements based on our review.

We conducted our review in accordance with the Standard on Review Engagement (SRE) 2410, "Review of Interim Financial Information Performed by the Independent Auditor of the Entity" issued by the Institute of Chartered Accountants of India. This Standard requires that we plan and perform the review to obtain moderate assurance as to whether the financial statements are free of material misstatement. A review is limited primarily to inquiries of company personnel and analytical procedures applied to financial data and thus provide less assurance than an audit. We have not performed an audit and accordingly, we do not express an audit opinion.

Based on our review, conducted as above, nothing has come to our attention that causes us to believe that the accompanying statement of unaudited financial results prepared in accordance with Accounting Standards specified under Section 133 of the Companies Act, 2013 read with Rule 7 of the Companies (Accounts) Rules, 2014 (including recognition and measurement principles laid down in Accounting Standard 25 "Interim Financial Reporting") and other recognized accounting practices and policies has not disclosed the information required to be disclosed in terms of Clause 41 of Listing Agreement including the manner in which it is to be disclosed, or that it contains any material misstatement.

For RUNGTA & ASSOCIATES
CHARTERED ACCOUNTANTS
FIRM REGISTRATION NO. 108888W


PAWAN KUMAR RUNGTA
PROPRIETOR
MEMBERSHIP NO. 42902

PLACE: MUMBAI
DATE: 27th July, 2015

